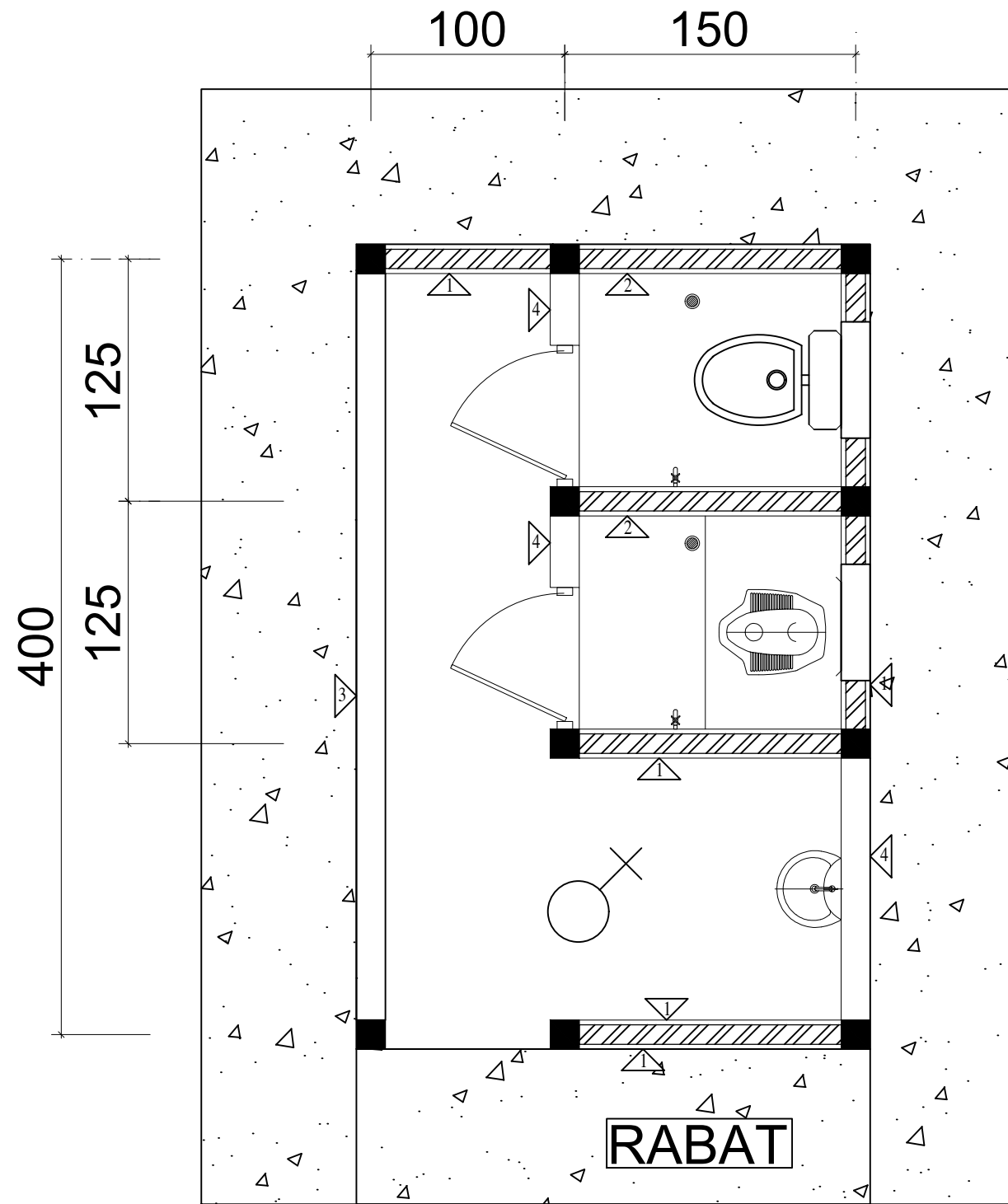


**TOILET SISWA - 10M2**

NOTASI	KETERANGAN
▽1	PAS. BATA PENUH FINISH PLASTER, CAT
▽2	PAS. BATA FINISH KERAMIK DINDING t=1.4m
▽3	PAS. BATA FINISH PLASTER t=1.6 m
▽4	PAS. BATA FINISH PLASTER t=2.4 m

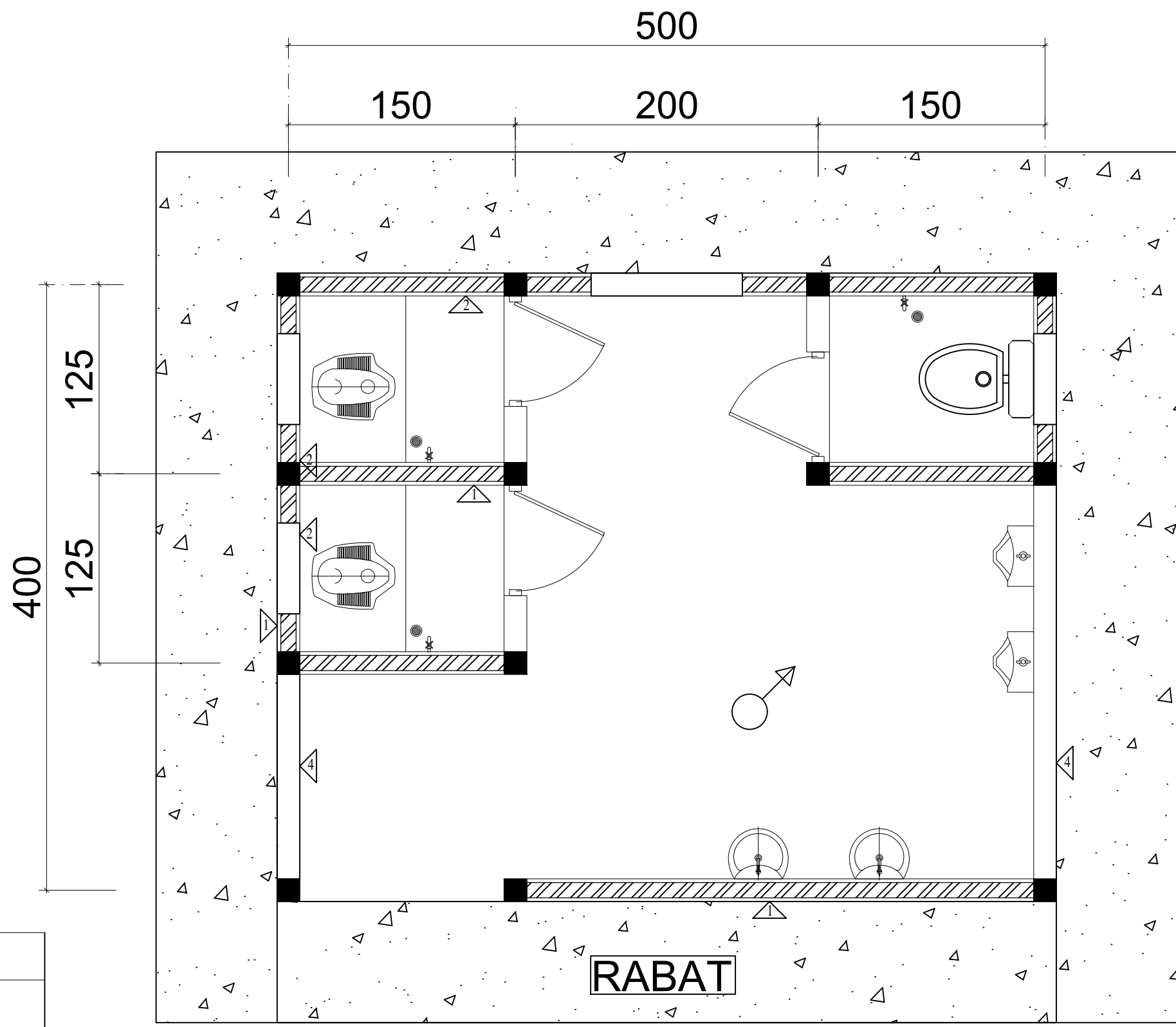
**CONTOH**



**TOILET SISWI - 10M2**

NOTASI	KETERANGAN
▽1	PAS. BATA PENUH FINISH PLASTER, CAT
▽2	PAS. BATA FINISH KERAMIK DINDING t=1.4m
▽3	PAS. BATA FINISH PLASTER t=1.6 m
▽4	PAS. BATA FINISH PLASTER t=2.4 m

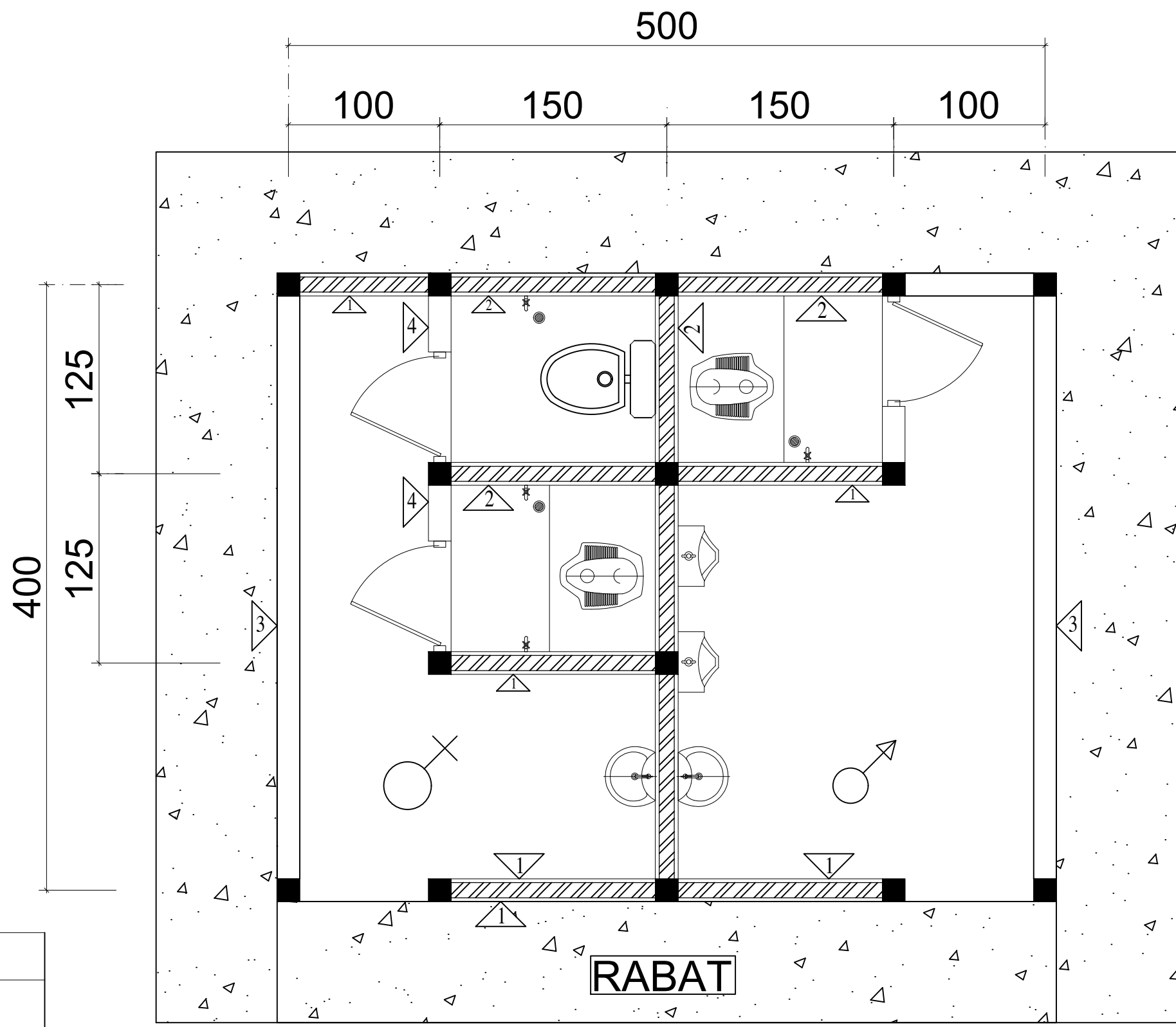
**CONTOH**



TOILET SISWA - 20 m<sup>2</sup>

NOTASI	KETERANGAN
▽1	PAS. BATA PENUH FINISH PLASTER, CAT
▽2	PAS. BATA FINISH KERAMIK DINDING t=1.4m
▽3	PAS. BATA FINISH PLASTER t=1.6 m
▽4	PAS. BATA FINISH PLASTER t=2.4 m

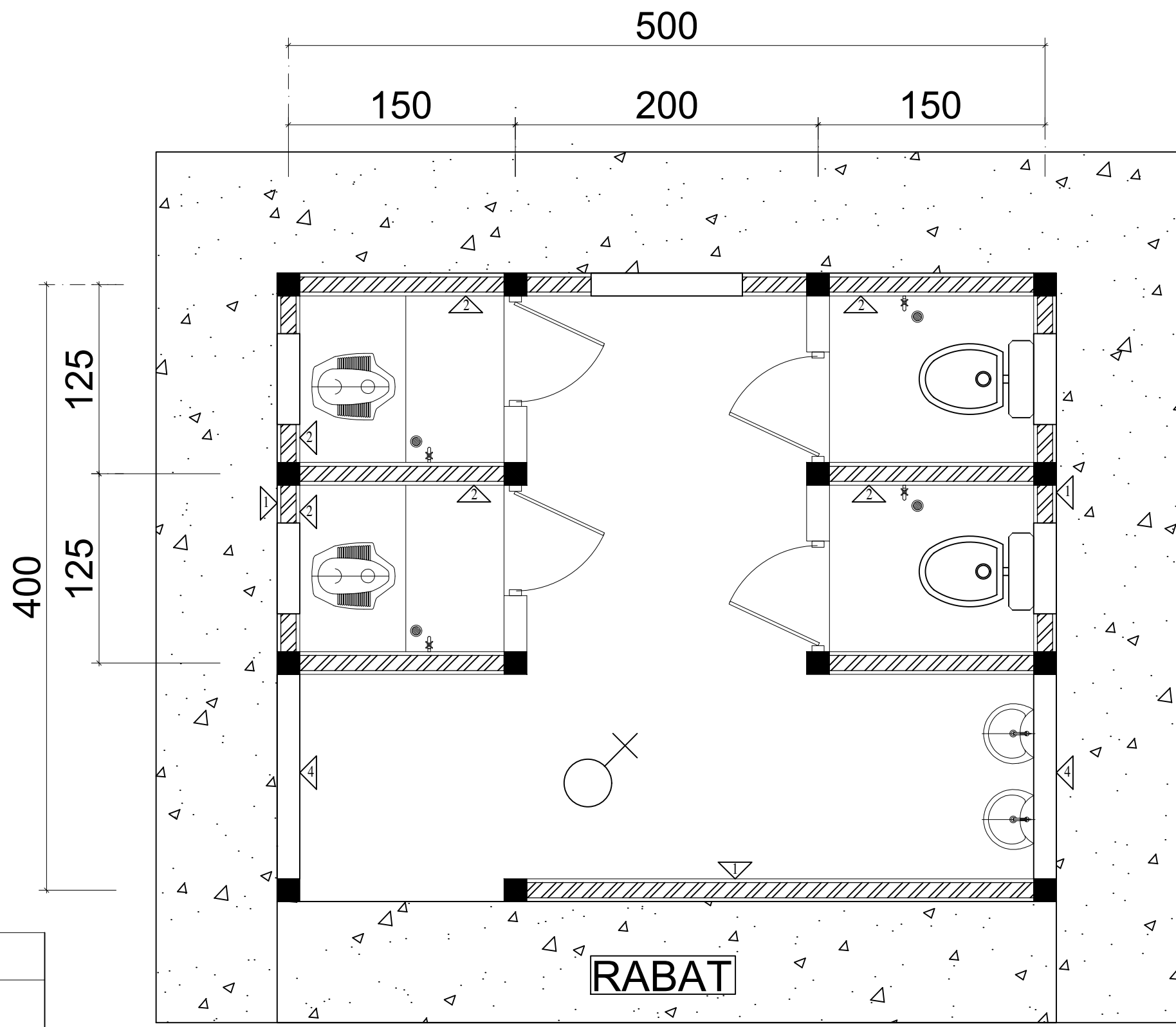
CONTOH



**TOILET SISWA-SISWI - 20 m<sup>2</sup>**

NOTASI	KETERANGAN
▽1	PAS. BATA PENUH FINISH PLASTER, CAT
▽2	PAS. BATA FINISH KERAMIK DINDING t=1.4m
▽3	PAS. BATA FINISH PLASTER t=1.6 m
▽4	PAS. BATA FINISH PLASTER t=2.2 m

**CONTOH**



TOILET SISWI - 20 m<sup>2</sup>

NOTASI	KETERANGAN
▽1	PAS. BATA PENUH FINISH PLASTER, CAT
▽2	PAS. BATA FINISH KERAMIK DINDING t=1.4m
▽3	PAS. BATA FINISH PLASTER t=1.6 m
▽4	PAS. BATA FINISH PLASTER t=2.4 m

**CONTOH**